



2° TROFEO FRANCIACORTA

FRANCIACORTA KARTING TRACK

EASYKART 60 ACADEMY

Fase 1 Analysis

Document 1

For information purposes. No official / regulatory value

Laps	Sector 1	Sector 2	Sector 3	Lap Time
N°4 SEVESO SIMONE				
1	25.179	25.557	23.786	1:14.522
2	25.689	25.333	23.254	1:14.276
3	24.384	24.666	22.693	1:11.743
4	24.579	23.324	22.727	1:10.630
5	24.137	23.906	22.775	1:10.818
6	24.708	23.665	22.566	1:10.939
7	24.250	23.063	22.484	1:09.797
8	23.822	23.165	22.395	1:09.382

Laps	Sector 1	Sector 2	Sector 3	Lap Time
N°6 GALLIANI GRETA				
1	25.073	25.585	22.880	1:13.538
2	24.720	24.658	22.819	1:12.197
3	24.786	24.827	22.376	1:11.989
4	24.779	24.507	23.113	1:12.399
5	23.776	24.358	22.534	1:10.668
6	24.432	24.651	22.504	1:11.587
7	24.098	24.950	22.334	1:11.382
8	23.866	24.631	22.523	1:11.020

Laps	Sector 1	Sector 2	Sector 3	Lap Time
N°8 CASSANI RICCARDO				
1	24.319	24.605	22.952	1:11.876
2	23.783	23.452	22.899	1:10.134
3	23.853	23.533	22.891	1:10.277
4	23.513	23.250	22.814	1:09.577
5	23.437	23.199	22.751	1:09.387
6	23.462	23.208	22.592	1:09.262
7	23.309	23.126	22.671	1:09.106
8	23.302	23.311	22.509	1:09.122

Laps	Sector 1	Sector 2	Sector 3	Lap Time
N°11 LEARDINI LORENZO				
1	27.556	27.509	23.428	1:18.493
2	25.722	25.720	22.832	1:14.274
3	24.801	26.085	22.652	1:13.538
4	24.656	25.029	22.858	1:12.543
5	24.802	24.714	22.744	1:12.260
6	24.369	24.629	22.539	1:11.537
7	23.950	25.016	22.289	1:11.255
8	24.009	24.442	22.447	1:10.898

Laps	Sector 1	Sector 2	Sector 3	Lap Time
N°16 PEDITTO THOMAS MARIA				
1	24.944	24.631	22.931	1:12.506
2	24.830	24.632	23.037	1:12.499
3	24.440	23.711	22.875	1:11.026
4	23.846	23.570	22.612	1:10.028
5	23.674	23.720	22.653	1:10.047
6	24.486	23.723	22.517	1:10.726
7	23.983	23.427	22.579	1:09.989
8	24.633	23.409	22.468	1:10.510

Laps	Sector 1	Sector 2	Sector 3	Lap Time
N°18 STEFANOV ROMEO STANISLAV				
1	24.958	24.338	22.779	1:12.075
2	26.284	31.178	22.861	1:20.323
3	24.712	24.283	23.043	1:12.038
4	24.820	24.248	22.687	1:11.755
5	24.699	24.067	22.735	1:11.501
6	24.635	23.738	22.695	1:11.068
7	24.587	23.817	22.596	1:11.000
8	23.956	23.531	22.646	1:10.133

Laps	Sector 1	Sector 2	Sector 3	Lap Time
N°22 NANNI ALESSANDRO				
1	24.785	34.641	23.136	1:22.562
2	24.874	24.462	23.127	1:12.463
3	24.827	24.259	22.886	1:11.972
4	24.719	24.122	23.096	1:11.937
5	23.971	24.102	22.908	1:10.981
6	24.115	23.639	22.763	1:10.517
7	24.146	23.440	22.724	1:10.310
8	23.933	23.142	22.944	1:10.019

Laps	Sector 1	Sector 2	Sector 3	Lap Time
N°42 SBODIO LORENZO				
1	24.978	25.948	23.542	1:14.468
2	24.810	25.056	22.810	1:12.676
3	25.125	24.140	22.879	1:12.144
4	24.600	24.122	22.753	1:11.475
5	24.088	23.892	22.630	1:10.610
6	23.990	23.833	22.755	1:10.578
7	23.794	23.669	22.586	1:10.049
8	23.322	23.609	22.389	1:09.320


Laps	Sector 1	Sector 2	Sector 3	Lap Time
N°44 FERRETTI GIANMARIA				
1	25.432	26.243	23.540	1:15.215
2	25.647	25.722	23.023	1:14.392
3	24.615	25.978	22.942	1:13.535
4	25.111	24.580	24.462	1:14.153
5	24.743	24.482	22.932	1:12.157
6	24.238	24.527	23.093	1:11.858
7	23.952	24.239	22.873	1:11.064
8	24.283	24.560	22.788	1:11.631

Laps	Sector 1	Sector 2	Sector 3	Lap Time
N°48 D'AMBROSIO TOMMASO				
1	2:07.579	23.272	22.653	2:53.504
2	23.599	23.260	22.688	1:09.547
3	23.118	23.624	22.771	1:09.513
4	23.392	23.213	22.823	1:09.428
5	23.210	23.197	22.760	1:09.167
6	23.244	23.280	22.791	1:09.315

Laps	Sector 1	Sector 2	Sector 3	Lap Time
N°51 KRUGLYK ANDRII				
1	23.919	23.729	22.516	1:10.164
2	23.685	23.487	22.407	1:09.579
3	23.362	23.134	22.547	1:09.043
4	23.417	23.063	22.302	1:08.782
5	23.227	22.817	22.190	1:08.234
6	23.036	22.909	22.222	1:08.167
7	22.925	23.730	22.228	1:08.883
8	23.332	22.683	22.542	1:08.557

Laps	Sector 1	Sector 2	Sector 3	Lap Time
N°88 BRUNNER GOSTNER DANIEL				
1	25.267	25.213	23.034	1:13.514
2	25.615	25.052	22.949	1:13.616
3	24.960	24.199	22.684	1:11.843
4	24.560	23.559	22.727	1:10.846
5	24.790	24.021	22.684	1:11.495
6	23.984	23.763	22.851	1:10.598
7	24.089	23.238	22.587	1:09.914
8	24.164	23.230	22.586	1:09.980

Laps	Sector 1	Sector 2	Sector 3	Lap Time
N°95 POZZONI MARCO				
1	24.070	23.801	23.017	1:10.888
2	24.101	23.799	22.966	1:10.866



2° TROFEO FRANCIACORTA

FRANCIACORTA KARTING TRACK

EASYKART 60 ACADEMY

Fase 1
Analysis


Document 1

For information purposes. No official / regulatory value

Laps	Sector 1	Sector 2	Sector 3	Lap Time
3	23.580	23.795	22.971	1:10.346
4	23.832	23.982	22.927	1:10.741
5	23.631	23.866	22.907	1:10.404
6	24.460	23.597	22.855	1:10.912
7	23.615	23.515	22.882	1:10.012
8	24.008	23.681	22.934	1:10.623

N°99 ROSSINI LEONARDO

1	26.475	26.787	24.119	1:17.381
2	25.430	25.675	24.230	1:15.335
3	26.102	25.781	24.245	1:16.128
4	25.074	25.629	24.302	1:15.005
5	25.301	25.570	24.153	1:15.024
6	25.328	25.769	24.074	1:15.171
7	25.356	25.302	24.093	1:14.751



!	"	"	"#	!
,	*+&+	*#	\$\$**.	&-%.+++
*	\$\$%/,	\$\$&0*	\$\$0.&	&-%0%+%
.	\$\$+*1	\$\$*.%	\$,10.	&-%/0/,
0	\$\$1*1	\$\$ \$1,	\$\$%/*	&-%. \$+0
1	\$\$1&1	\$\$1.%	\$\$*,1	&-%0 \$\$.
/	\$\$,*/	\$\$.%+	\$\$ \$11	&-%0+*%

\$%-/ (11(\$) (

&	#* &	*.+.	*#	,.*/.
\$	*+	*.	\$\$,&*	,+&+
+	*&-	\$\$/1.	\$\$.1,	&-%01&/
,	\$\$&**	* /	*#&+	,+*
*	*.-	\$\$.*,	\$\$1.+	&-%0. %.
.	\$\$+\$*	\$\$0&/	\$\$,.\$	&-%0*%.
0	\$\$&1,	\$\$1,*	\$\$,\$1	&-%0,*0
1	\$\$&\$.	\$+ %\$&	*##	&-%0*.0
/	\$\$0*+	\$\$1\$.	\$\$+,.	&-%0/\$*

\$%-- ()\$) (\$ (

&	#*+ +	#*-/	#* #	,* --
\$	\$-, %*/	#*/ #	\$+ +*&	+-%/++
+	#*##+	#*&/&	*+*	, -*
,	#* #-	\$+*, \$	\$\$1\$\$, -*/ #
*	\$+ \$0.	\$+ **0	\$+ +*&	&-&%&.,
.	\$, , ,	\$, %**%	\$+ . /&	&-&\$ &1*
0	\$+ \$\$,	\$+ **0	\$+ %0%	&-%/1*&

! " ! # # ! \$ % & ' () % \$ % * % \$ % &





2° TROFEO FRANCIACORTA

FRANCIACORTA KARTING TRACK

EASYKART 60 ACADEMY

Fase 3 Analysis

Document 3

For information purposes. No official / regulatory value

Laps	Sector 1	Sector 2	Sector 3	Lap Time
N°4 SEVESO SIMONE				
1	23.223	22.729	22.844	1:08.796
2	22.241	23.239	22.131	1:07.611
3	21.974	22.168	22.086	1:06.228
4	21.971	22.108	22.090	1:06.169
5	22.354	22.121	21.942	1:06.417
6	22.028	22.518	22.064	1:06.610
7	22.010	22.286	22.351	1:06.647
8	22.059	22.464	22.177	1:06.700
9	22.360	22.847	22.173	1:07.380
10	22.349	22.189	22.102	1:06.640
11	21.988	22.426	21.978	1:06.392

Laps	Sector 1	Sector 2	Sector 3	Lap Time
N°8 CASSANI RICCARDO				
1	22.977	22.225	22.220	1:07.422
2	21.811	22.051	22.311	1:06.173
3	22.235	22.186	22.194	1:06.615
4	21.900	22.375	22.053	1:06.328
5	22.432	22.181	22.162	1:06.775
6	21.842	22.286	22.160	1:06.288
7	21.844	22.165	22.198	1:06.207
8	21.891	22.017	22.188	1:06.096
9	22.146	22.222	22.293	1:06.661
10	21.891	22.400	22.223	1:06.514
11	21.925	22.110	22.327	1:06.362

Laps	Sector 1	Sector 2	Sector 3	Lap Time
N°11 LEARDINI LORENZO				
1	23.146	22.611	22.076	1:07.833
2	22.120	22.196	22.285	1:06.601
3	22.196	22.181	22.060	1:06.437
4	22.133	22.640	22.166	1:06.939
5	22.401	22.332	22.434	1:07.167
6	22.089	22.563	22.060	1:06.712
7	21.987	22.419	22.218	1:06.624
8	22.483	22.195	22.460	1:07.138
9	22.344	22.754	22.394	1:07.492
10	21.794	21.991	22.587	1:06.372
11	21.845	22.016	22.213	1:06.074

Laps	Sector 1	Sector 2	Sector 3	Lap Time
N°16 PEDITTO THOMAS MARIA				
1	23.225	22.263	22.349	1:07.837
2	22.098	22.386	22.320	1:06.804
3	21.880	22.277	22.300	1:06.457
4	21.939	22.250	22.326	1:06.515
5	22.366	22.474	22.704	1:07.544
6	22.012	22.361	22.262	1:06.635
7	21.996	22.427	22.299	1:06.722
8	22.034	22.308	22.815	1:07.157
9	21.915	22.364	22.256	1:06.535
10	21.798	22.175	22.484	1:06.457
11	21.987	22.267	22.187	1:06.441


Laps	Sector 1	Sector 2	Sector 3	Lap Time
N°18 STEFANOV ROMEO STANISLAV				
1	22.832	22.332	22.877	1:08.041
2	22.213	22.143	22.044	1:06.400
3	22.061	22.278	22.035	1:06.374
4	21.853	22.170	21.978	1:06.001
5	22.375	22.704	21.944	1:07.023
6	22.050	22.743	21.942	1:06.735
7	22.001	22.449	22.279	1:06.729
8	22.117	22.319	22.267	1:06.703
9	22.372	22.100	21.982	1:06.454
10	21.942	22.248	22.258	1:06.448
11	22.162	22.166	22.118	1:06.446

Laps	Sector 1	Sector 2	Sector 3	Lap Time
N°22 NANNI ALESSANDRO				
1	22.143	22.021	22.214	1:06.378
2	22.223	22.439	22.156	1:06.818
3	21.749	22.144	22.201	1:06.094
4	21.711	22.083	22.166	1:05.960
5	22.251	22.184	22.093	1:06.528
6	22.058	22.644	22.059	1:06.761
7	21.876	22.555	22.253	1:06.684
8	21.970	22.069	22.579	1:06.618
9	21.823	22.437	22.140	1:06.400
10	21.664	22.307	22.648	1:06.619
11	21.887	22.125	22.290	1:06.302

Laps	Sector 1	Sector 2	Sector 3	Lap Time
N°42 SBODIO LORENZO				
1	22.680	22.180	22.070	1:06.930
2	21.713	22.133	22.080	1:05.926
3	21.756	22.018	22.041	1:05.815
4	21.757	22.099	22.099	1:05.955
5	21.743	22.204	22.043	1:05.990
6	21.710	22.133	22.058	1:05.901
7	21.816	22.029	22.055	1:05.900
8	21.733	22.118	22.872	1:06.723
9	21.802	22.087	22.060	1:05.949
10	21.797	22.097	22.072	1:05.966
11	21.739	22.104	22.014	1:05.857

Laps	Sector 1	Sector 2	Sector 3	Lap Time
N°44 FERRETTI GIANMARIA				
1	24.082	24.044	22.995	1:11.121
2	23.534	24.053	23.056	1:10.643
3	23.676	23.952	22.874	1:10.502
4	23.220	23.673	23.029	1:09.922
5	22.843	23.458	22.728	1:09.029
6	22.945	23.397	22.687	1:09.029
7	23.190	23.267	22.952	1:09.409
8	22.892	23.473	22.698	1:09.063
9	23.006	23.575	22.704	1:09.285
10	22.720	23.209	22.555	1:08.484
11	22.751	23.165	22.892	1:08.808

Laps	Sector 1	Sector 2	Sector 3	Lap Time
N°48 D'AMBROSIO TOMMASO				
1	22.567	21.859	22.242	1:06.668
2	21.729	21.914	22.095	1:05.738
3	21.771	22.067	22.009	1:05.847
4	21.814	22.046	22.063	1:05.923
5	32.733	22.885	22.183	1:17.801
6	21.784	22.075	22.125	1:05.984
7	21.810	21.889	22.147	1:05.846
8	21.823	21.964	22.108	1:05.895
9	21.722	21.846	22.079	1:05.647
10	21.655	21.901	22.266	1:05.822
11	21.720	22.013	22.047	1:05.780



2° TROFEO FRANCIACORTA

FRANCIACORTA KARTING TRACK

EASYKART 60 ACADEMY

Fase 3 Analysis

Document 3

For information purposes. No official / regulatory value

Laps	Sector 1	Sector 2	Sector 3	Lap Time
N°51 KRUGLYK ANDRII				
1	22.296	21.703	21.989	1:05.988
2	21.709	21.724	21.958	1:05.391
3	21.600	21.624	21.917	1:05.141
4	21.639	21.593	21.884	1:05.116
5	21.652	21.845	21.979	1:05.476
6	21.640	21.736	21.987	1:05.363
7	21.684	21.835	21.957	1:05.476
8	21.709	21.623	21.967	1:05.299
9	21.627	21.733	21.939	1:05.299
10	21.607	22.757	21.932	1:06.296
11	21.498	21.778	21.926	1:05.202

Laps	Sector 1	Sector 2	Sector 3	Lap Time
2	23.997	24.326	22.869	1:11.192
3	23.267	23.483	23.065	1:09.815
4	22.935	24.147	23.383	1:10.465
5	23.105	23.929	22.927	1:09.961
6	23.283	23.897	22.947	1:10.127
7	23.172	23.845	23.455	1:10.472
8	23.084	23.732	22.992	1:09.808
9	23.432	24.354	24.142	1:11.928
10	23.946	24.241	23.327	1:11.514

N°88 BRUNNER GOSTNER DANIEL				
1	22.109	22.116	22.348	1:06.573
2	21.818	22.299	22.350	1:06.467
3	22.050	22.032	22.060	1:06.142
4	21.914	22.327	22.001	1:06.242
5	22.216	22.140	21.964	1:06.320
6	22.027	22.496	22.080	1:06.603
7	22.007	22.254	22.408	1:06.669
8	22.119	22.439	22.149	1:06.707
9	22.397	22.382	22.338	1:07.117
10	22.137	22.050	22.333	1:06.520
11	21.696	22.162	22.118	1:05.976

N°95 POZZONI MARCO				
1	22.821	23.454	22.862	1:09.137
2	22.703	23.548	22.788	1:09.039
3	22.766	22.957	22.678	1:08.401
4	22.129	23.198	22.769	1:08.096
5	23.746	23.403	22.633	1:09.782
6	22.315	22.817	22.660	1:07.792
7	22.768	23.410	22.756	1:08.934
8	22.405	23.414	22.681	1:08.500
9	22.582	23.747	22.486	1:08.815
10	22.261	22.779	22.457	1:07.497

N°99 ROSSINI LEONARDO				
1	23.360	23.864	22.901	1:10.125



2° TROFEO FRANCIACORTA

FRANCIACORTA KARTING TRACK

EASYKART 60 ACADEMY

Fase 4 Analysis

Document 4

For information purposes. No official / regulatory value

Laps	Sector 1	Sector 2	Sector 3	Lap Time
N°4 SEVESO SIMONE				
1	23.855	22.592	24.439	1:10.886
2	22.323	22.767	22.435	1:07.525
3	22.203	22.440	22.181	1:06.824
4	22.183	22.320	22.051	1:06.554
5	22.303	22.184	22.076	1:06.563
6	22.227	22.532	22.383	1:07.142
7	22.399	22.780	22.568	1:07.747
8	22.395	22.378	22.252	1:07.025
9	22.803	22.856	22.528	1:08.187
10	22.717	23.000	22.252	1:07.969
11	22.320	22.665	22.115	1:07.100

Laps	Sector 1	Sector 2	Sector 3	Lap Time
N°6 GALLIANI GRETA				
1	23.746	22.725	22.830	1:09.301
2	22.696	22.538	22.160	1:07.394
3	22.205	22.054	21.942	1:06.201
4	21.981	22.332	22.538	1:06.851
5	21.675	22.178	22.047	1:05.900
6	21.723	22.242	21.843	1:05.808
7	21.901	23.312	21.826	1:07.039
8	21.845	22.475	21.918	1:06.238
9	21.909	22.623	21.994	1:06.526
10	22.112	22.126	21.968	1:06.206
11	21.908	22.114	21.816	1:05.838

Laps	Sector 1	Sector 2	Sector 3	Lap Time
N°8 CASSANI RICCARDO				
1	22.900	22.186	22.283	1:07.369
2	21.972	22.101	22.139	1:06.212
3	22.084	22.133	21.990	1:06.207
4	21.734	22.092	22.117	1:05.943
5	21.793	22.223	22.189	1:06.205
6	21.857	22.224	22.219	1:06.300
7	21.970	22.447	22.283	1:06.700
8	21.981	22.154	22.232	1:06.367
9	21.967	22.372	22.280	1:06.619
10	21.908	22.335	22.368	1:06.611
11	21.901	22.265	22.486	1:06.652

Laps	Sector 1	Sector 2	Sector 3	Lap Time
N°11 LEARDINI LORENZO				
1	23.357	22.126	22.294	1:07.777
2	22.098	22.454	22.133	1:06.685
3	22.541	22.767	22.211	1:07.519
4	22.189	22.698	22.249	1:07.136
5	22.320	22.629	22.248	1:07.197
6	22.319	22.524	22.525	1:07.368
7	22.182	22.937	22.406	1:07.525
8	22.415	22.549	22.308	1:07.272
9	22.687	23.301	22.470	1:08.458
10	22.801	22.930	22.428	1:08.159
11	22.308	22.763	22.697	1:07.768

Laps	Sector 1	Sector 2	Sector 3	Lap Time
N°16 PEDITTO THOMAS MARIA				
1	22.959	21.970	22.285	1:07.214
2	22.323	22.041	22.176	1:06.540
3	22.411	22.263	22.269	1:06.943
4	21.863	22.227	22.201	1:06.291
5	21.846	22.224	22.127	1:06.197
6	21.869	22.120	22.142	1:06.131
7	21.834	22.173	22.184	1:06.191
8	21.999	22.294	22.194	1:06.487
9	22.063	22.460	22.283	1:06.806
10	22.491	22.091	22.094	1:06.676
11	21.739	22.186	22.439	1:06.364

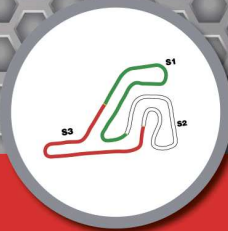
Laps	Sector 1	Sector 2	Sector 3	Lap Time
N°18 STEFANOV ROMEO STANISLAV				
1	23.458	22.417	21.975	1:07.850
2	22.014	22.584	22.134	1:06.732
3	22.357	22.527	21.928	1:06.812
4	21.907	22.360	21.965	1:06.232
5	21.824	22.105	21.875	1:05.804
6	21.826	22.177	21.820	1:05.823
7	21.963	22.723	21.928	1:06.614
8	21.856	22.001	21.887	1:05.744
9	22.137	22.364	22.145	1:06.646
10	21.807	21.965	21.979	1:05.751
11	21.827	21.985	21.928	1:05.740

Laps	Sector 1	Sector 2	Sector 3	Lap Time
N°22 NANNI ALESSANDRO				
1	22.355	22.167	22.039	1:06.561
2	21.914	22.138	22.209	1:06.261
3	21.787	22.008	31.222	1:15.017
4	21.784	22.344	22.127	1:06.255
5	21.776	22.034	22.072	1:05.882
6	21.925	22.162	22.322	1:06.409
7	22.231	22.708	22.246	1:07.185
8	21.728	22.322	22.135	1:06.185
9	21.758	22.115	22.151	1:06.024
10	21.725	22.182	22.125	1:06.032

Laps	Sector 1	Sector 2	Sector 3	Lap Time
N°42 SBODIO LORENZO				
1	23.288	22.298	23.030	1:08.616
2	22.131	22.615	22.054	1:06.800
3	22.296	22.367	22.284	1:06.947
4	22.203	22.690	22.236	1:07.129
5	22.333	22.453	22.391	1:07.177
6	22.283	22.638	22.446	1:07.367
7	22.265	22.759	22.571	1:07.595
8	22.378	22.530	22.453	1:07.361
9	22.595	23.044	22.639	1:08.278
10	22.845	22.741	22.434	1:08.020
11	22.180	23.039	22.829	1:08.048

Laps	Sector 1	Sector 2	Sector 3	Lap Time
N°44 FERRETTI GIANMARIA				
1	24.831	24.401	23.282	1:12.514
2	23.033	23.330	22.689	1:09.052
3	22.729	23.358	22.646	1:08.733
4	22.456	22.859	22.854	1:08.169
5	22.792	22.934	22.680	1:08.406
6	22.471	22.792	22.492	1:07.755
7	22.422	22.646	22.457	1:07.525
8	22.242	22.739	22.817	1:07.798
9	22.257	22.985	22.449	1:07.691
10	22.357	22.594	22.391	1:07.342
11	22.305	22.736	22.507	1:07.548

Laps	Sector 1	Sector 2	Sector 3	Lap Time
N°48 D'AMBROSIO TOMMASO				
1	24.194	22.043	22.046	1:08.283



2° TROFEO FRANCIACORTA

FRANCIACORTA KARTING TRACK

EASYKART 60 ACADEMY

Fase 4 Analysis

Document 4

For information purposes. No official / regulatory value

Laps	Sector 1	Sector 2	Sector 3	Lap Time
2	21.799	22.158	22.127	1:06.084
3	21.994	22.606	22.423	1:07.023
4	22.216	22.420	22.141	1:06.777
5	21.680	21.807	22.155	1:05.642
6	21.675	21.830	21.999	1:05.504
7	21.688	22.710	22.169	1:06.567
8	21.663	21.918	22.040	1:05.621
9	21.756	22.377	22.125	1:06.258
10	22.066	22.004	22.270	1:06.340
11	21.688	21.999	22.306	1:05.993

Laps	Sector 1	Sector 2	Sector 3	Lap Time
3	22.206	23.168	22.397	1:07.771
4	22.106	22.851	22.305	1:07.262
5	22.308	22.444	22.360	1:07.112
6	22.290	22.677	22.421	1:07.388
7	22.294	22.737	22.602	1:07.633
8	22.287	22.553	22.483	1:07.323
9	22.605	23.018	22.686	1:08.309
10	22.662	22.916	22.425	1:08.003
11	22.230	22.940	22.889	1:08.059

N°99 ROSSINI LEONARDO

Laps	Sector 1	Sector 2	Sector 3	Lap Time
1	25.031	24.207	23.458	1:12.696
2	24.100	25.010	23.864	1:12.974
3	24.228	25.272	23.699	1:13.199
4	24.148	24.846	23.412	1:12.406
5	23.981	24.601	23.630	1:12.212
6	23.983	24.982	23.818	1:12.783
7	23.812	25.173	23.487	1:12.472
8	24.057	24.763	23.082	1:11.902
9	23.530	23.869	22.938	1:10.337
10	24.496	23.926	23.437	1:11.859

N°51 KRUGLYK ANDRII

Laps	Sector 1	Sector 2	Sector 3	Lap Time
1	22.797	21.876	22.047	1:06.720
2	21.875	21.666	21.909	1:05.450
3	21.871	21.708	21.911	1:05.490
4	21.580	21.706	22.050	1:05.336
5	21.551	21.630	21.941	1:05.122
6	21.647	21.647	21.869	1:05.163
7	21.560	21.650	21.879	1:05.089
8	21.550	21.666	21.972	1:05.188
9	21.561	21.670	21.928	1:05.159
10	21.644	21.651	21.935	1:05.230
11	21.717	21.779	21.973	1:05.469

N°88 BRUNNER GOSTNER DANIEL

Laps	Sector 1	Sector 2	Sector 3	Lap Time
1	22.945	22.428	22.545	1:07.918
2	23.013	22.393	22.021	1:07.427
3	22.077	22.352	22.160	1:06.589
4	21.987	22.105	22.246	1:06.338
5	21.814	22.203	22.240	1:06.257
6	21.794	22.175	22.073	1:06.042
7	21.847	22.303	22.018	1:06.168
8	22.256	22.138	22.134	1:06.528
9	21.990	22.079	22.019	1:06.088
10	21.671	22.075	22.087	1:05.833
11	21.681	22.183	22.237	1:06.101

N°95 POZZONI MARCO

Laps	Sector 1	Sector 2	Sector 3	Lap Time
1	23.545	22.719	22.428	1:08.692
2	22.960	22.619	22.575	1:08.154